

Online Meeting Guide

Before you begin

Ensure your browser is compatible. Check your current browser by going to the website: **whatismybrowser.com**

Supported browsers are:

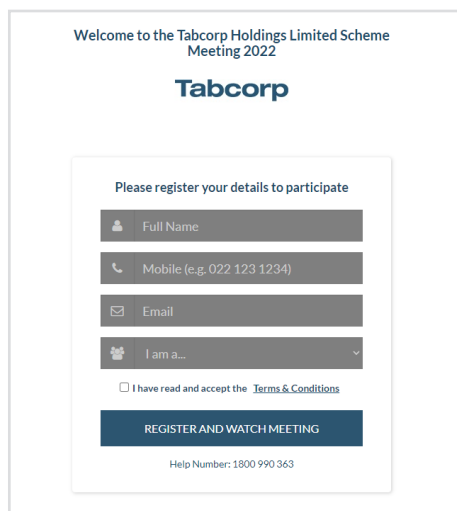
- Chrome – Version 44 & 45 and after
- Firefox – 40.0.2 and after
- Safari – OS X v10.9 & OS X v10.10 and after
- Internet Explorer 9 and up

To attend and vote you must have your securityholder number or employee number and postcode.

Appointed Proxy: Your proxy number will be provided by Link before the General Meeting or Scheme Meeting.

Please make sure you have this information before proceeding.

Online Meeting Guide



Step 1

Open your web browser and go to:

- for the General Meeting:
<https://meetings.linkgroup.com/TAHGeneral22>
- for the Scheme Meeting:
<https://meetings.linkgroup.com/TAHScheme22>

Step 2

Log in to the portal using your full name, mobile number, email address, and company name (if applicable).

Please read and accept the terms and conditions before clicking on the blue **'Register and Watch Meeting'** button.

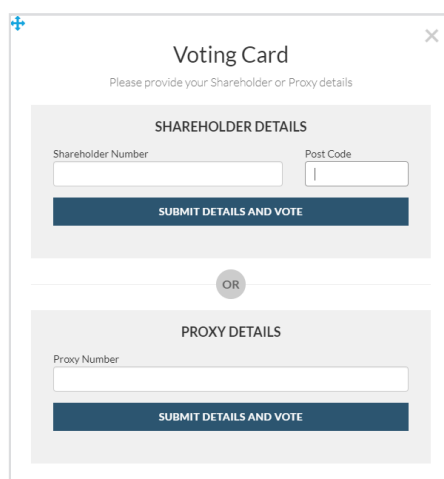
- On the left – a live video webcast of the General Meeting or Scheme Meeting
- On the right – the presentation slides that will be addressed during the General Meeting or Scheme Meeting
- At the bottom – buttons for 'Get a Voting Card', 'Ask a Question' and a list of company documents to download

Note: If you close your browser, your session will expire and you will need to re-register. If using the same email address, you can request a link to be emailed to you to log back in.

1. Get a Voting Card

To register to vote – click on the 'Get a Voting Card' button.

This will bring up a box which looks like this.



If you are an individual or joint Tabcorp shareholder you will need to register and provide validation by entering your securityholder number or employee number and postcode.

If you are an appointed Proxy, please enter the Proxy Number issued by Link in the PROXY DETAILS section. Then click the **'SUBMIT DETAILS AND VOTE'** button.

Once you have registered, your voting card will appear with the resolution to be voted on by Tabcorp shareholders at the General Meeting or Scheme Meeting (as set out in the Notice of Meeting).

Tabcorp shareholders and proxies can either submit a Full Vote or Partial Vote.

Full Votes

To submit a full vote on the resolution ensure you are in the **'Full Vote'** tab. Place your vote by clicking on the **'For'**, **'Against'**, or **'Abstain'** voting buttons.

Partial Votes

To submit a partial vote on the resolution ensure you are in the **'Partial Vote'** tab. You can enter the number of votes you would like to vote for the resolution. The total amount of votes that you are entitled to vote for will be listed under the resolution. When you enter the number of votes it will automatically tally how many votes you have left.

Note: If you are submitting a partial vote and do not use all of your entitled votes, the un-voted portion will be submitted as No Instruction and therefore will not be counted.

Once you have finished voting on the resolution scroll down to the bottom of the box and click on the **'Submit Vote'** or **'Submit Partial Vote'** button.

Note: You can close your voting card without submitting your vote at any time while voting remains open. Any votes you have already made will be saved for the next time you open up the voting card. The voting card will appear on the bottom left corner of the webpage. The message **'Not yet submitted'** will appear at the bottom of the page.

You can edit your voting card at any point while voting is open by clicking on **'Edit Card'**. This will reopen the voting card with any previous votes made.

At the conclusion of the General Meeting or Scheme Meeting a red bar with a countdown timer will appear at the top of the Webcast and Slide windows advising the remaining voting time. Please make any changes and submit your voting cards.

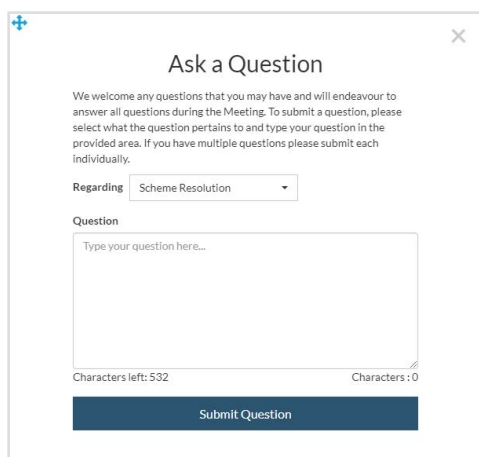
Once voting has been closed all submitted voting cards cannot be changed.

2. How to ask a question

Note: Only Tabcorp shareholders are eligible to ask questions.

If you have yet to obtain a voting card, you will be prompted to enter your security holder number or proxy details before you can ask a question. To ask a question, click on the 'Ask a Question' button either at the top or bottom of the webpage.

The '**Ask a Question**' box will then pop up with two sections for completion.



Ask a Question

We welcome any questions that you may have and will endeavour to answer all questions during the Meeting. To submit a question, please select what the question pertains to and type your question in the provided area. If you have multiple questions please submit each individually.

Regarding Scheme Resolution

Question

Type your question here...

Characters left: 532 Characters: 0

Submit Question

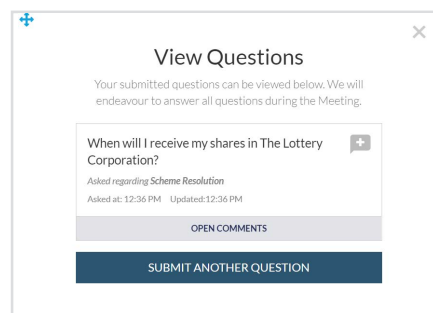
In the '**Regarding**' section click on the drop down arrow and select the category/resolution for your question.

Click in the '**Question**' section and type your question and click on 'Submit'.

A '**View Questions**' box will appear where you can view your questions at any point. Only you can see the questions you have asked.

If your question has been answered and you would like to submit another question, you can submit another question.

Note that not all questions are guaranteed to be answered during the General Meeting or Scheme Meeting, but we will do our best to address your questions.



View Questions

Your submitted questions can be viewed below. We will endeavour to answer all questions during the Meeting.

When will I receive my shares in The Lottery Corporation? +

Asked regarding Scheme Resolution

Asked at: 12:36 PM Updated: 12:36 PM

OPEN COMMENTS

SUBMIT ANOTHER QUESTION

3. Downloads

View relevant documentation in the Downloads section, including the Demerger Booklet.

4. Voting closing

Voting will end 5 minutes after the close of the General Meeting or Scheme Meeting.

At the conclusion of the General Meeting or Scheme Meeting a red bar with a countdown timer will appear at the top of the Webcast and Slide screens advising the remaining voting time. If you have not submitted your vote, you should do so now.

Phone Participation

What you will need

- a) Land line or mobile phone
- b) The name of your holding/s
- c) To obtain your unique PIN, please contact Link Market Services on +61 1800 990 363.

Joining the General Meeting or Scheme Meeting via Phone

Step 1

From your land line or mobile device, call: 1800 798 110, or +61 2 7201 7093 (outside Australia)

Step 2

You will be greeted with a welcome message and provided instructions on how to participate in the General Meeting or Scheme Meeting. Please listen to the instructions carefully.

At the end of the welcome message you will be greeted by a moderator and asked to provide your PIN. This will verify you as a Tabcorp shareholder and allow you to ask a question.

Step 3

Once the moderator has verified your details you will be placed into a waiting room and will hear music playing.

Note, If your holding cannot be verified by the moderator, you will attend the General Meeting or Scheme Meeting as a visitor and will not be able to vote or ask a question.

Step 4

At the commencement of the General Meeting or Scheme Meeting, you will be admitted to the General Meeting or Scheme Meeting where you will be able to listen to proceedings.

Asking a Question

Step 1

When the Chairman calls for questions on the resolution, you will be asked to **press *1** on your keypad should you wish to raise your hand to ask a question.

Step 2

When it is your time to ask your question, the moderator will introduce you to the General Meeting or Scheme Meeting, your line will be unmuted and you can then start speaking.

Note, if at any time you no longer wish to ask your question, you can lower your hand by **pressing *2** on your key pad. If you also joined the General Meeting or Scheme Meeting online, we ask that you mute your laptop or desktop device while you ask your question.

Step 3

Your line will be muted once your question has been answered.

Contact us

Australia

T 1300 554 474

E info@linkmarketservices.com.au

New Zealand

T +64 9 375 5998

E enquiries@linkmarketservices.co.nz